



FERTILITY SUPPORT

A unique formulation of Coenzyme Q10/Ubiquinol

Foran Equine Fertility Support is a unique formulation of Ubiquinol, the most bioavailable version of Coenzyme Q10.

Coenzyme Q10 has been shown to increase sperm motility in cooled equine semen, increase conception rates and reduce early embryonic death rates. In men, daily supplementation with Coenzyme Q10 has been associated with improved fertility of subfertile individuals.





FERTILITY SUPPORT

A unique formulation of Coenzyme Q10/Ubiquinol

Oxidative stress occurs when reactive oxygen species (ROS), that include hydroxyl radicals, superoxide anions and hydrogen peroxide, overwhelm the antioxidant defence system in cells.

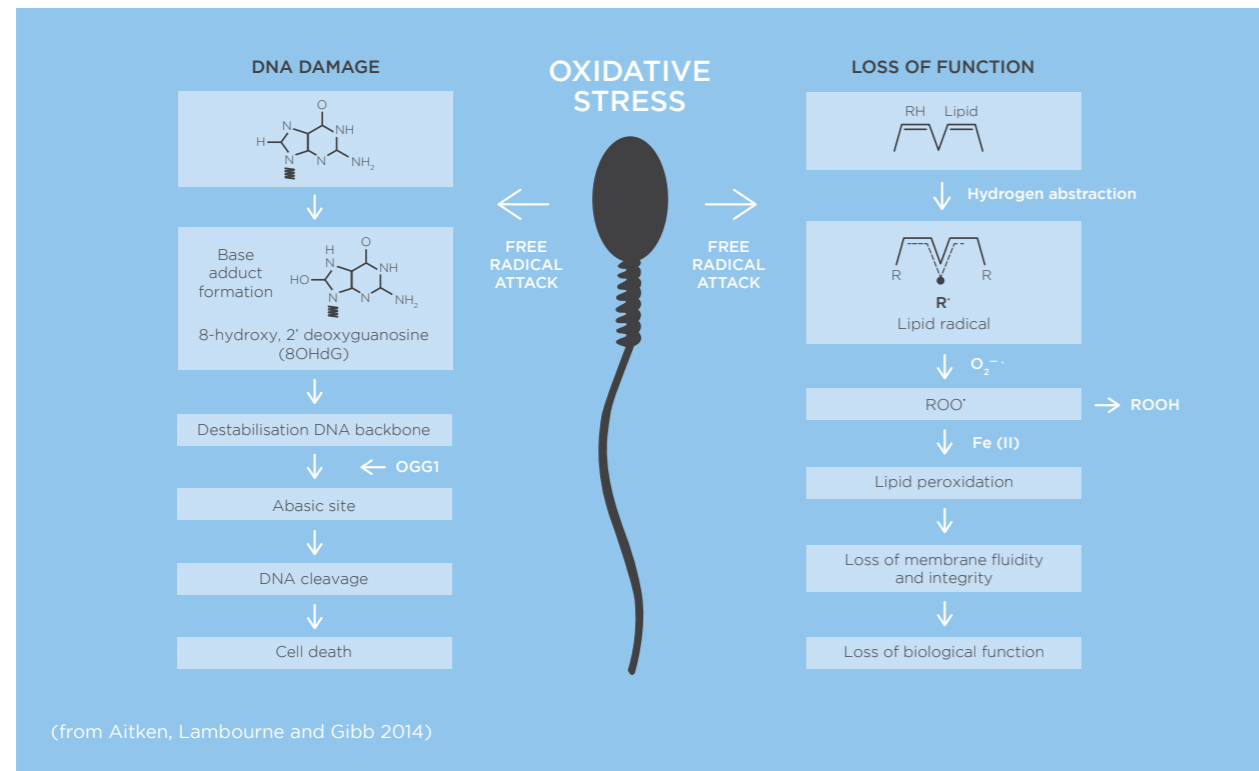
A balance called "oxidative stress status" exists between ROS production and the antioxidant scavenging system in the male reproductive tract. Oxidative stress develops in association with a high spermatozoa output as a result of high breeding workloads and can manifest as reduced fertility. High ROS levels are also detrimental to gametes and compromise their function through lipid peroxidation, protein damage, and DNA strand breakage.

Spermatozoa were the first cell type showing a potential susceptibility to oxidative damage

and they are particularly vulnerable to oxidative stress caused by the imbalance between ROS and the antioxidant scavenging systems of the male reproductive tract, because of their:

- > high polyunsaturated fatty acid content;
- > intrinsic deficiencies in intracellular antioxidant enzymes; and
- > limited capacity for DNA repair

Damage to the sperm membrane by lipid peroxidation reduces sperm motility and reduces the sperm cells ability to fuse with the oocyte. It also damages sperm DNA, compromising the paternal genomic contribution to the embryo.

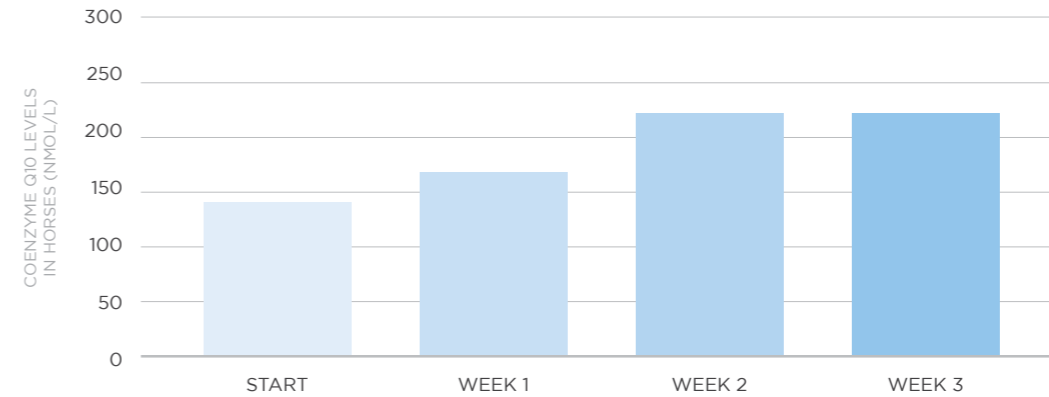


Protection of spermatozoa is achieved by scavengers of ROS that include the very powerful antioxidant Coenzyme Q10 which is a component of the mitochondrial respiratory chain and is essential for the synthesis of the energy needed by sperm cells in order to function optimally. It also serves as the front line as liposoluble chain-breaking antioxidant for the protection of cell membranes and lipoproteins.

Coenzyme Q10 biosynthesis occurs in the testes and the reduced form, the powerful antioxidant Ubiquinol, is present in spermatozoa and in seminal plasma.

Oral supplementation has been shown to be an effective means of significantly increasing plasma Coenzyme Q10 levels in horses.

COENZYME Q10 AFTER UBIQUINOL SUPPLEMENTATION



Foran Equine Fertility Support provides a stabilized form of Ubiquinol, the most bioavailable version of Coenzyme Q10. A powerful antioxidant, Coenzyme Q10 is the ideal support for stallions in preparation for and during the breeding season.

Coenzyme Q10 is primarily absorbed from the intestines as Ubiquinol, which is why the bioavailability of Foran Equine Fertility is comparatively high in comparison to other Coenzyme Q10 products.

Antioxidants are essential for the production of biological energy and for the management of oxidative stress.


Oxidative stress can be detrimental to spermatozoa, thus affecting a stallion's ability to produce healthy viable sperm. Coenzyme Q10 is also beneficial for supporting immune health.

Oral supplementation with Coenzyme Q10/Ubiquinol is an effective means of significantly increasing plasma Coenzyme Q10 levels. Peak bioavailability occurs with daily use for a minimum of 3 weeks. Discontinuation of supplementation results in a progressive decrease in Coenzyme Q10 levels.

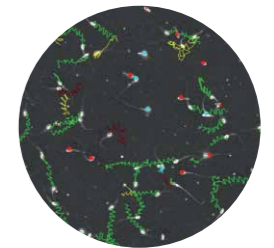
Coenzyme Q10 increases sperm motility in cooled equine semen, increases conception rates and reduces early embryonic death rates.

INSTRUCTIONS FOR PROPER USE:

15g (1 scoop) to be mixed with feed daily. It is recommended to start feeding this product at least three weeks before the breeding season commences and to continue feeding throughout the breeding season.



EQUINE SPERM CELLS



EQUINE SPERM CELLS MOBILITY STUDIES



REFERENCES

1. **Combelles C, Gupta S, Agrawal A: Could oxidative stress influence the in-vitro maturation of oocytes?** *Reprod Biomed Online*. 2009, 18: 864-880. 10.1016/S1472-6483(10)60038-7.
2. **Sharma RK, Agarwal A: Role of reactive oxygen species in male infertility.** *Urology*. 1996, 48: 835-850. 10.1016/S0090-4295(96)00313-5.
3. **Tremellen K: Oxidative stress and male infertility—a clinical perspective.** *Hum Reprod Update*. 2008, 14: 243-258. 10.1093/humupd/dmn004
4. **Lafuente et al (2013) CoenzymeQ10 and male infertility: a meta-analysis.** *J Assist Reprod. Genet.* 2013 Sep 30(9) 1147-1156.
5. **Sikka SC, Rajasekaran M, Hellstrom WJ: Role of oxidative stress and antioxidants in male infertility.** *J Androl*. 1995, 16: 464-468.
6. **MacLeod J: The role of oxygen in the metabolism and motility of human spermatozoa.** *Am J Physiol*. 1943, 138: 512-518
7. **Agarwal A, Saleh RA, Bedaiwy MA: Role of reactive oxygen species in the pathophysiology of human reproduction.** *Fertil Steril*. 2003, 79: 829-843.
8. **Aitken RJ, Clarkson JS, Fishel S: Generation of reactive oxygen species, lipid peroxidation and human sperm function.** *Biol Reprod*. 1989, 40: 183-197.
9. **Alvarez JG, Touchstone JC, Blasco L, Storey BT: Spontaneous lipid peroxidation and production of hydrogen peroxide and superoxide in human spermatozoa.** *J Androl*. 1987, 8: 338-348.
10. **Hughes CM, Lewis SEM, McKelvey-Martin VJ, Thompson W: A comparison of baseline and induced DNA damage in human spermatozoa from fertile and infertile men using a modified comet assay.** *Mol Hum Reprod*. 1996, 2: 613-620.
11. **Aitken RJ, De Iulius GN: On the possible origins of DNA damage in human spermatozoa.** *Mol Hum Reprod*. 2010, 16: 3-13.
12. **Aitken, R. John, Sarah Lambourne, and Zamira Gibb. “The John Hughes Memorial Lecture: Aspects of Sperm Physiology—Oxidative Stress and the Functionality of Stallion Spermatozoa.”** *Journal of Equine Veterinary Science* 34.1 (2014): 17-27.
13. **Aitken RJ, De Iulius GN, Finnie JM, Hedges A, McLachlan RI: Analysis of the relationships between oxidative stress, DNA damage and sperm vitality in a patient population: development of diagnostic criteria.** *Hum Reprod*. 2010, 25: 2415-2426.
14. **Karlsson J: Heart and skeletal muscle ubiquinone or Coenzyme Q10 as protective agent against radical formation in man.** *Adv Myochem*. 1987, 1: 305-308.
15. **Ernster L, Forsmark-Andrée P: Ubiquinol: an endogenous antioxidant in aerobic organisms.** *Clin Invest*. 1993, 71: 60-65.
16. **Kalén A, Appelkvist EL, Chojnaki T, Dallner G: Nonaprenyl-4-hydroxibenzoate transferase, an enzyme involved in ubiquinone biosynthesis in endoplasmic reticulum–Golgi system.** *J Biol Chem*. 1990, 25: 1158-1164.
17. **Mancini A, Conte G, Milardi D, De Marinis L, Littarru G: Relationship between sperm cell ubiquinone and seminal parameters in subjects with and without varicocele.** *Andrologia*. 1998, 30: 1-4.
18. **Balercia G, Buldreghini E, Vignini A, Tiano L, Paggi F, Amoroso S, Ricciardo-Lamonica R, Boscaro M, Lenzi A, Littarru G: Coenzyme Q10 treatment in infertile men with idiopathic asthenozoospermia: a placebo-controlled, double-blind randomized trial.** *Fertil Sterility*. 2009, 91: 1785-1792.
19. **Gualtieri, R., et al. “Treatment with zinc, d-aspartate, and coenzyme Q10 protects bull sperm against damage and improves their ability to support embryo development.”** *Theriogenology* 82.4 (2014): 592-598.
20. **Sinatra S., Chopra R.K., Jankowitz S., Horohov D.W., and Bhagavan H.N. (2012) Coenzyme Q10 in Equine Serum: Response to Supplementation.** *J. Eq., Vet., Sci.* 1-3.
21. **Leadon D., Bayly W.M “Oral Coenzyme Q10 supplementation in Horses”.** (2016) In preparation.
22. **Nogueira, B. G., et al. “Coenzyme Q10 and α -Tocopherol Prevent the Lipid Peroxidation of Cooled Equine Semen.”** *Reproduction in Domestic Animals* 50.6 (2015): 1003-1010.t
23. **Leadon D., Bayly W.M and Hargreaves I. “Oral Ubiquinol supplementation in Horses”.** (2016) In preparation.

**OUR SCIENCE,
YOUR SUCCESS**

Foran Equine, a division of:
Foran Healthcare Limited,
Unit 2 Cherry Orchard
Industrial Estate,
Dublin 10, Ireland.

T +353 (0) 1 626 8058
F +353 (0) 1 626 8059
E info@foranequine.com

www.foranequine.com